

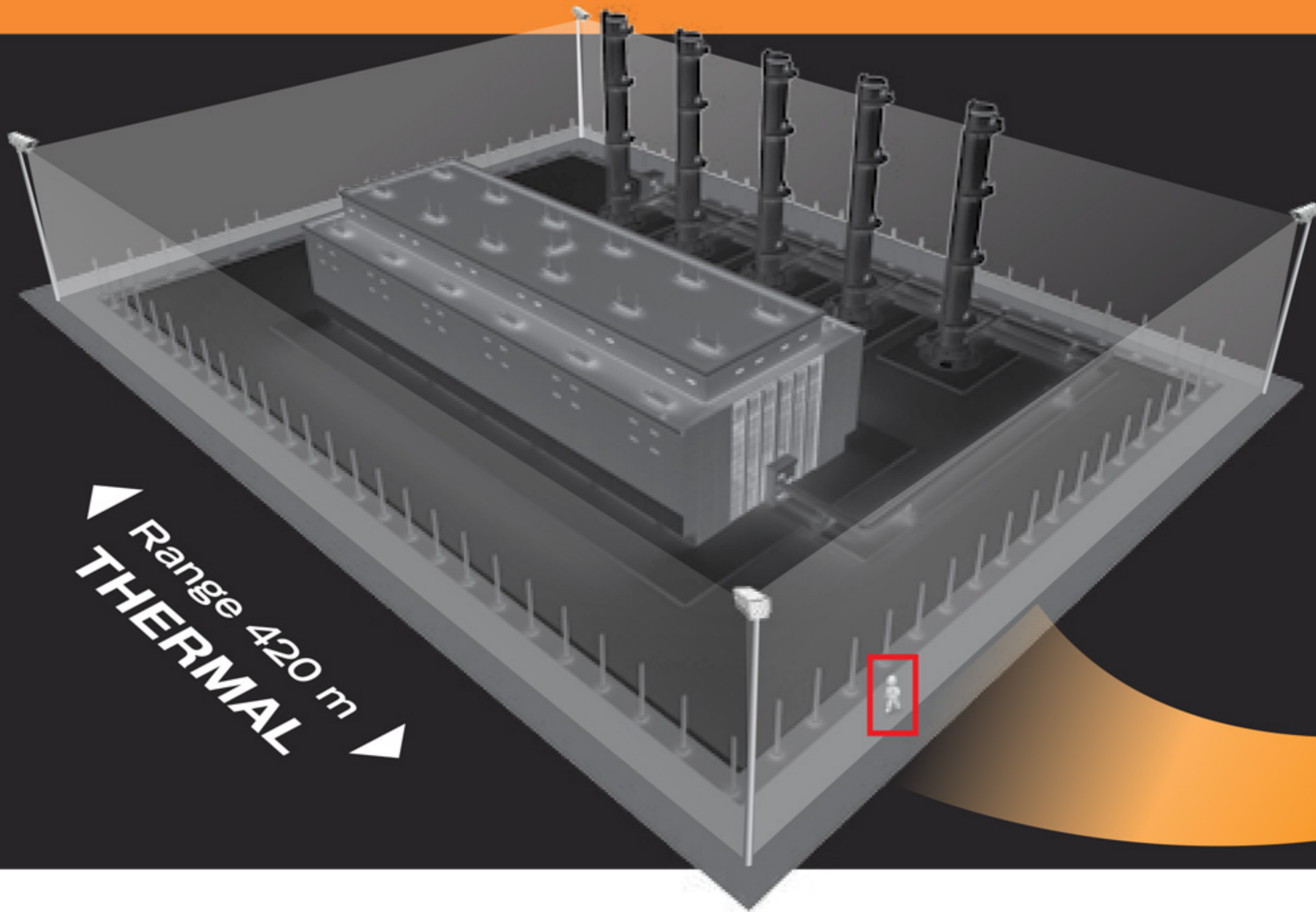
## DAVIEW LR VIDEO ANALYTICS



Long Range for Thermal and Visible Cameras



# LARGE PERIMETERS PROTECTION



## Advanced features

THERMAL

- Detection at day or night at **high distances without the need of external illumination.**
- Avoid false alarms related to lights or shadows.
- New algorithms **eliminate false alarms** caused by temperature readjustments.

VISIBLE

- Great night illumination with **IR long-range illuminators.**
- Maximum distance only achieved with Davantis certified illuminators.

## COMBINED INTO DAVIEW LR

- High Definition analysis achieve **up to +40% detection ranges.**
- Higher resolution analysis and **zoom calibration tool** for long range detection.
- **Long range lenses (5-50mm)** to increase zoom.
- All video analytics and camera internal parameters have been adjusted for **superior performance.**



SMART AUTO PTZ



VIRTUAL ONVIF CAMERA



HIGH RESOLUTION



EXIT ANTI-FLOW



SPEED ANALYSIS



## IMAGE STABILIZATION

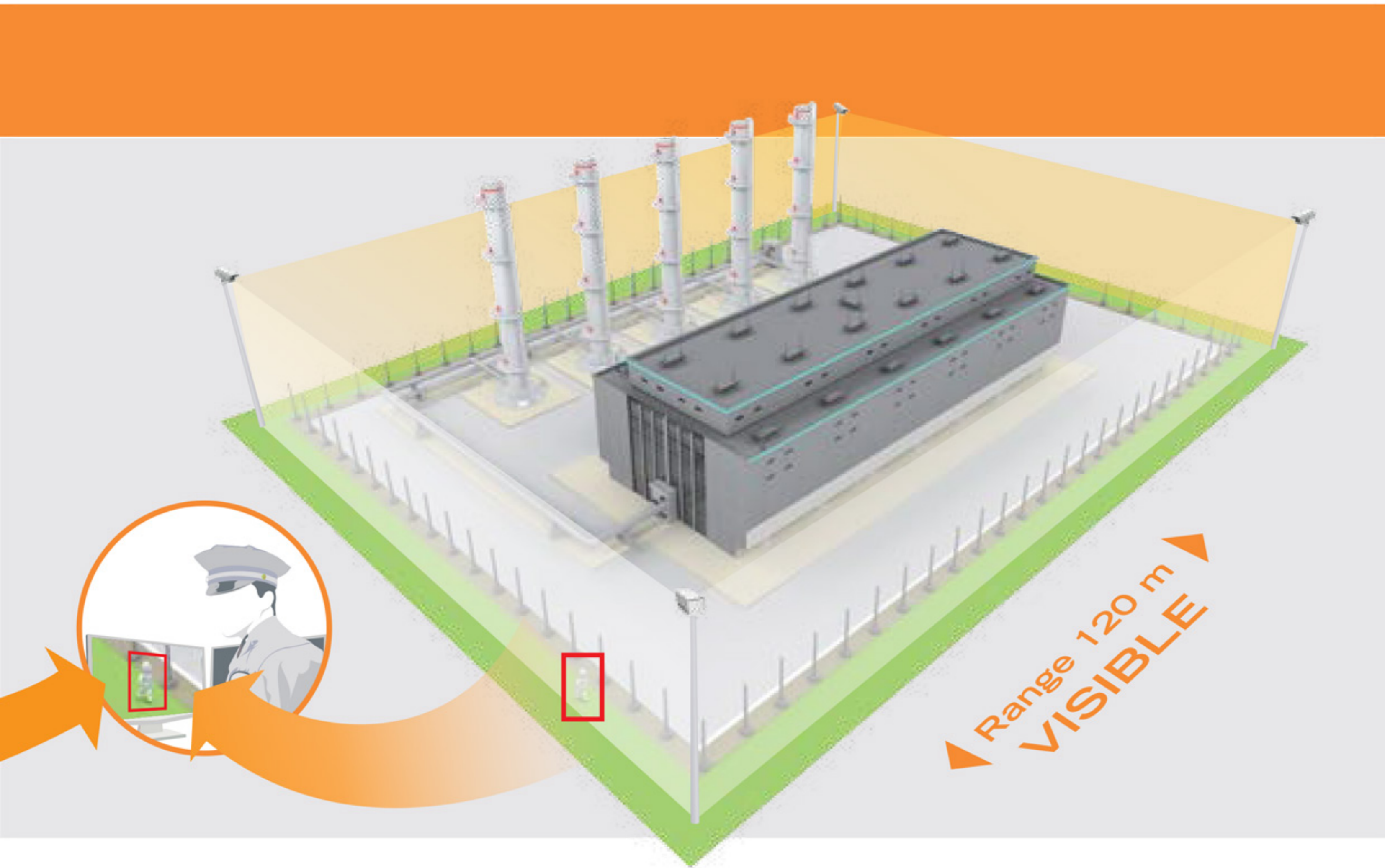
Daview LR is designed to work with cameras using very closed field of view and **reduce the effect of movement** in the image created by the slightest vibration of the camera. The use of an Image Stabilization pre-processing allows the detection algorithms to maintain its effectiveness even with windy conditions maintaining the same low level false alarm rate and high detection accuracy.



## CORRIDOR VIEW

It is very common protecting a perimeter that **the area to cover is more vertical** than horizontal, like the typical view along the fence. The Corridor View format gives you a vertically oriented image, covering more detection surface than a standard horizontal view and reducing the dead zone below the camera.





**420m**  
LONG RANGE  
DETECTION

### RANGE TABLE FOR THERMAL CAMERAS

f [mm]	Pixel pitch [µm]	Sensor [px]	HFOV [°]**	Blind distance [m]	Distance [m]
19	25	320 x 240	24°	8	180
19	25	384 x 288	28°	7	180
19	17	320 x 240	16°	9	198
19	17	384 x 288	32°	9	198
25	25	384 x 288	22°	10	232
35	25	320 x 240	13°	14	300
35	25	384 x 288	16°	13	300
50	25	320 x 240	9°	34	420

\* Camera placed at a height of H=3m from the ground (except 50 mm cameras which are placed at H=5m). Maximum range obtained for a 1.8m height person located on the top of the image. Distance may reduce significantly in adverse weather conditions such as heavy fog, rain or snow. 2-degree temperature difference required. \*\* HFOV indicates Horizontal Field Of View.

**120m**  
LONG RANGE  
DETECTION

### RANGE TABLE FOR VISIBLE CAMERAS

	f [mm]	H [m]	Sensor	HFOV [°]**	Blind distance [m]	Distance [m]
Standard View	20	3	(1/3)"	14°	16	120
Corridor View	20	3	(1/3)"	10°	12	120

\* Maximum range obtained for a 1.8m height person located on the top of the image. Distance may reduce significantly in adverse weather conditions such as heavy fog, rain or snow.



## General characteristics

Video analytics	Detection of people, vehicles, loitering, tampering.
Channels supported	DV02LR 2 channel LR hybrid video analytics server DV03LR 3 channel LR hybrid video analytics server DV04LR 4 channel LR hybrid video analytics server DV05LR 5 channel LR hybrid video analytics server DV06LR 6 channel LR hybrid video analytics server
Security rules per camera	Unlimited
Management software	Monitoring application preinstalled

## Video

Video card A / D converter	PCI card
Video recording format	WMV, MP4 , AVI and JPEG, CIF, 9 fps/ch, pre and post alarm
Video display	Up to 25 cameras simultaneously displayed MPEG4, CIF, 9 fps/ch, color
Compatible cameras	Analogue (PAL / NTSC) IP: ONVIF, RSTP Protocol, ACTi, AMG, Arecont, Avermedia, Avigilon, Axis, Bosch, Canon, Dahua, D-Link, DRS, Eneo, Flir, Geovision, Grundig, Hikvision, Honeywell, Idis, IndigoVision, Infinova, Interlogix, Ionodes, JVC, LG, Lilin, Mobotix, Opgal, Panasonic, Pelco, Pixord, Samsung, Sony, Telefunken, Toshiba, Vivotek, Xenics. <i>* Please check detailed information for special models such as multi-lens cameras, panoramic cameras, etc.</i> <i>** New brands and new camera models supported on-demand.</i>

## Connections

USB	4 x USB 2.0 connections (2 front and 2 back)
Monitor	2 x VGA connections (1 front and 1 back)
Camera connections	BNC and RJ45 connectors
Input activation signal	8 x inputs N/O or N/C (dry contact) per site
Network connection	RJ45 (Ethernet 10/100/1000 Mbps)
Communication protocols	TCP/IP, SMTP
Input and output ports	Input: 900, 5500, 21000 (configurable) Output: 9034, 465 (configurable)
Data protection	Digital signature
Audio connector	1 x output: stereo line out, 3.5mm Jack connector

## Technical specifications

Processor	INTEL
Memory (RAM)	2.00 / 4.00 GB
Hard drive	High performance SATA / SSD (Solid State Drive)
Power supply	350W. 100 - 240 V AC / 60 - 50 Hz ± 10 %
Power consumption	Approx. 130 W at full load
Power cord and plug	1.5 m cable with connector type F (CEE 7/4 "Schuko")
Environmental class	II (Indoor - General)
Storage temperature	-10°C to + 60°C with a relative humidity of 5% to 90% without condensation
Working temperature	-10°C to + 35°C at a relative humidity of 10% to 90% without condensation
Housing	Black rugged metal housing
Device dimensions in mm	482 x 90 x 380 (W x H x D) (19 " x 2U for rack-mount)
Package dimensions in mm	560 x 170 x 590 (W x H x D)
Weight	8 kg

## Optional


Relay outputs	REL4I: 4 x internal relay outputs N/C, 3Amp. @ AC120V REL8I: 8 x internal relay outputs N/C, 3Amp. @ AC120V
Supervision kit	19 "monitor (VGA), keyboard and mouse (USB).
CMS-Application	Alarm-Management-Software for CMS or control room with ClickThru™ simplicity



1	2 x USB 2.0 connections
2	1 x VGA connection
3	1 x On/Off switch
4	8 x BNC connections
5	1 x RJ45 Internet connection
6	2 x USB 2.0 connections
7	1 x audio Jack 3.5 input/output port
8	8 x inputs N/O or N/C to arm / disarm the system
9	1 x VGA connection
10	8 x internal relay outputs N/C (optional)
11	1 x slot for power cable
12	1 x ON/OFF switch for power supply



- **Easy and fast set-up.** It takes less than 5 minutes to configure each camera using our patented SmartWalk technology, which automatically computes the viewing scene model by just walking in front of the camera.
- **Best detection with few false alarms.** Our product is certified by United Kingdom's Home Office as "ILIDS approved primary detection system for operational alert use in sterile zone monitoring applications".
- **Great simplicity for CMS (Central Monitoring Station).** At the heart of every Davantis system sits our **ClickThru™ technology**, a uniquely clever and simple 3 mouse clicks alarm management system embedded within the monitoring station.
- **Excellent service and support.** Our multi-language help desk provides immediate technical support for problems and questions and we can also configure a system remotely for you when required.



**Davantis Daview LR** is a powerful video analytics system designed for the connection of thermal imaging and visible cameras.

This video analytics system is ideal for large-scale areas of security functions and external properties with security guards, with their own control room, or with a link to a CMS (central monitoring station).

Thanks to the enormous range of thermal imaging cameras, it is possible to monitor a large area with a small number of cameras.

The master/slave network model allows easy management and configuration. From one device the remaining devices are configured in the network.

By default, the analytics server is equipped with 8 inputs, to connect the alarm panel and simultaneously arm and disarm the entire system or specific areas.

The analytics server can optionally sound the alarm with relay outputs for connecting external devices, such as a siren or lights, which can be activated by private security guards or by linking to a CMS.

Furthermore, the relays can be used as Contact ID to send to a CMS.

The high performance of this video analytics system is particularly suitable for demanding customers seeking an effective solution. It is one of the most powerful perimeter protection systems on the market.



# Oncu At The Cutting Edge



**ÖNÇÜ**  
GÜVENLİK SİSTEMLERİ A.Ş.

ÖNÇÜ GÜVENLİK SİSTEMLERİ A.Ş.  
Kavacak Mh. Yayabeyi Sk. No:8 Beykoz  
İSTANBUL - TÜRKİYE  
Tel: +90 216 537 01 23 (pbx) Fax: +90 216 537 01 26  
Mail: info@oncuguenlik.com.tr

[www.oncuguenlik.com.tr](http://www.oncuguenlik.com.tr)