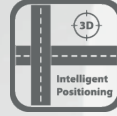


# DUNLOP

## DP-22AE5223TI-A

### 1080P Turbo IR PTZ Dome Camera



DUNLOP DP-22AE5223TI-A PTZ Dome Cameras are able to capture high quality images in low light environment with its black anti-reflective glass. The black anti-reflective glass increase the luminousness which can reach up to 150m IR distance.

Embedded with 1/3" progressive scan CMOS chip makes DWDR and 1MP/2MP real-time resolution possible. With the 23X optical zoom Day/Night lens, the camera offers more details over expansive areas.

#### Key Features

- 1/3" Progressive Scan CMOS
- 1280x720/1920x1080
- 23X Optical Zoom
- DWDR
- 3D intelligent positioning function
- Up to 150m IR distance
- Support Turbo HD and BNC output

# DP-22AE5223TI-A

## 1080P Turbo IR PTZ

### Dome Camera



#### Function Description

##### System function:

- 1/3" high performance CMOS, up to 1280x720/1920x1080 resolution
- $\pm 0.1^\circ$  Preset Accuracy
- Self-adaptive to HIKVISION, Pelco-P/D protocol
- 3D intelligent positioning function
- Power-off memory function: restore PTZ & Lens status after reboot
- Built-in temperature sensor, with display of internal temperature
- Lightning protection, surge protection and voltage transient protection
- IP66 standard
- RS-485 communication diagnosis
- Scheduled PTZ movement
- UTC(Up the Coax) function
- CVBS output

##### Camera function:

- Auto focus, auto white balance, backlight compensation and auto/manual day & night switch
- Privacy masks programmable
- 3D DNR, DWDR

##### PTZ function:

- 360° endless pan range and -15° -90° tilt range
- 400° /s Pan Preset Speed and 200° /s Tilt Preset Speed
- 0.1° -400° /s Manual Pan Speed and 0.1° -120° /s Manual Tilt Speed
- 256 presets programmable; preset image freezing capability
- 8 patrols, up to 32 presets per patrol
- 4 patterns, with the total recording time not less than 10 minutes

- Proportional zoom function
- Park action: auto call up of PTZ movement, after a defined time of inactivity

##### IR function:

- 0 Lux minimum illumination
- Up to 150m IR distance
- IR light MTBF reaching up to 30,000 hours
- Smart IR mode

# DP-22AE5123TI/5223TI-A HD720P/1080P Turbo IR PTZ Dome Camera



|                                |  |
|--------------------------------|--|
| <b>Model</b>                   | <b>DP-22AE5223TI-A</b>   |
| <b>Camera Module</b>           |  |
| Image Sensor                   | 1/3" Progressive Scan CMOS   |
| Min. Illumination              | Color: 0.05Lux@(F1.4,AGC ON); B/W: 0.005Lux@(F1.4,AGC ON)  |
| Max. Image Resolution          | 1920 x 1080  |
| Focal Length                   | 4-92.0mm, 23x  |
| Digital Zoom                   | 16X  |
| Zoom Speed                     | Approx.3s(Optical Wide~Tele)   |
| Angle of View                  | 49-2.2 degree(Wide-Tele)   |
| Min. Working Distance          | 10~1,000mm(Wide~Tele)  |
| Aperture Range                 | F1.4~F3.5  |
| Focus Mode                     | Auto / Semiautomatic / Manual  |
| DWDR                           | Support  |
| S / N Ratio                    | ≥ 50dB   |
| Shutter Time                   | 1-1/10,000s  |
| AGC                            | Auto / Manual  |
| White Balance                  | Auto / Manual / ATW / Indoor / Outdoor   |
| Day & Night                    | IR Cut Filter  |
| Privacy Mask                   | 8 privacy masks programmable; a maximum of 8 zones can be masked simultaneously on the same video screen             |
| Enhancement                    | 3D DNR   |
| <b>Pan and Tilt</b>            |  |
| Range                          | Pan:360° endless; Tilt: -15°~90°(Auto Flip)  |
| Speed                          | Pan Manual Speed: 0.1°~400°/s, Pan Preset Speed: 400°/s<br>Tilt Manual Speed: 0.1°~120°/s, Tilt Preset Speed: 200°/s |
| Number of Preset               | 256  |
| Patrol                         | 8 patrols, up to 32 presets per patrol   |
| Park Action                    | Preset / Patrol / Pattern / Pan scan / Tilt scan / Panorama scan   |
| Scheduled Task                 | Preset / Patrol / Pattern / Pan scan / Tilt scan / Panorama scan   |
| RS-485 communication diagnosis | Support  |
| <b>Infrared</b>                |  |
| IR Distance                    | Up to 150m   |
| IR Intensity                   | Automatically adjusted, depending on the zoom ratio  |
| <b>Alarm</b>                   |  |
| Turbo HD Output                | 1 turbo HD720P/1080P output, 1.0V[p-p] / 75Ω, NTSC (or PAL) composite, BNC   |
| CVBS Output                    | 1.0V[p-p] / 75Ω, NTSC (or PAL) composite, BNC  |
| Alarm Input                    | 2  |
| Alarm Output                   | 1  |
| RS-485 Interface               | Half-duplex mode<br>Self-adaptive HIKVISION, Pelco-P, Pelco-D protocol   |
| UTC function                   | DUNLOP_C   |

# DP-22AE5223TI-A

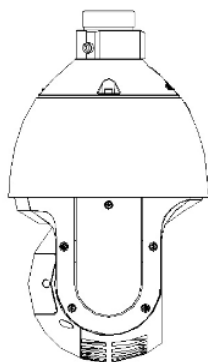
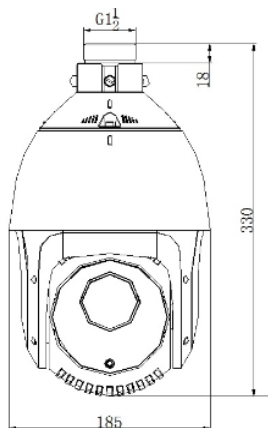
## 1080P Turbo IR PTZ

### Dome Camera



| General                                       |  |
|---|--|
| Menu Language                                 | English  |
| Power   | 24VAC, Max. 24W (Heater On), Max. 18W(Heater Off)  |
| Working Temperature / Humidity                | -30 °C-65°C(-22°F-149°F)<br>90% or less  |
| Protection Level                              | IP66 standard<br>TVS 4,000V lightning protection, surge protection and voltage transient protection  |
| Mounting                                      | Various mounting modes optional  |
| Dimensions                                    | Φ185×330mm (Φ7.28"×12.99")   |
| Weight (approx.)                              | 4Kg (8.81lbs)  |
| Mount Option (only suitable for outdoor dome) | Long-arm wall mount: DS-1602ZJ; Corner mount: DS-1602ZJ-corner;<br>Pole Mount: DS-1602ZJ-pole; Power box mount:DS-1602ZJ-box; Swan-neck mount: DS-1619ZJ |

## Dimensions



Unit:mm